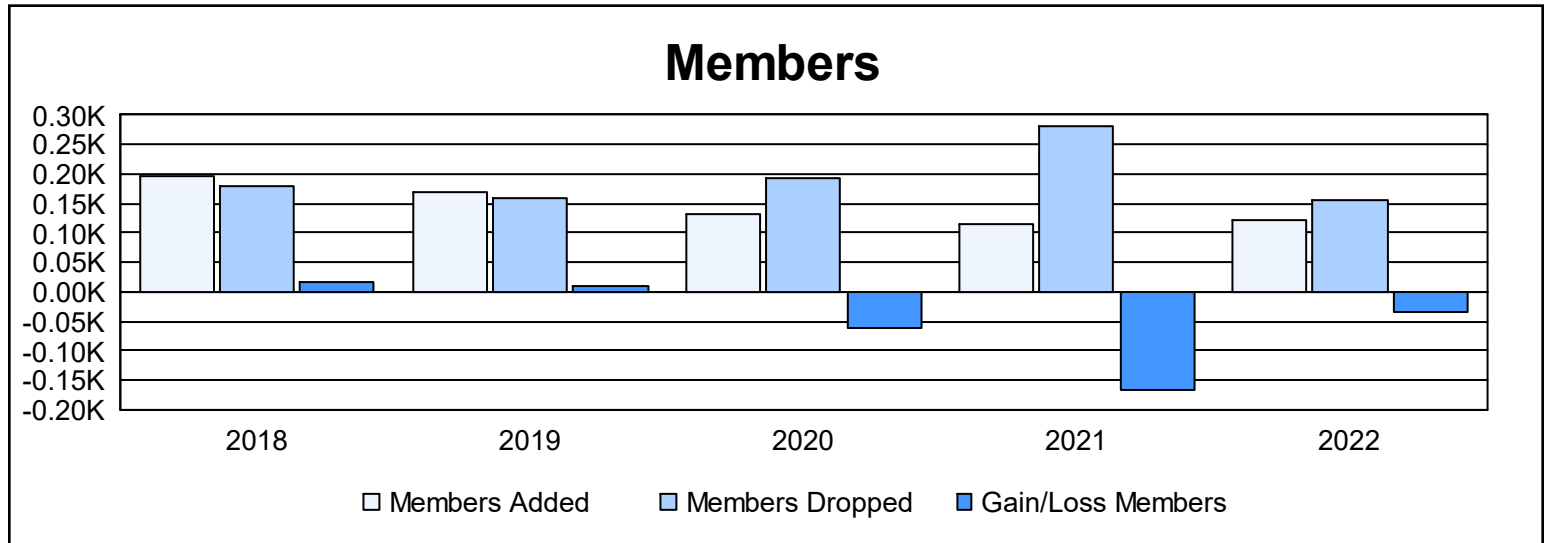
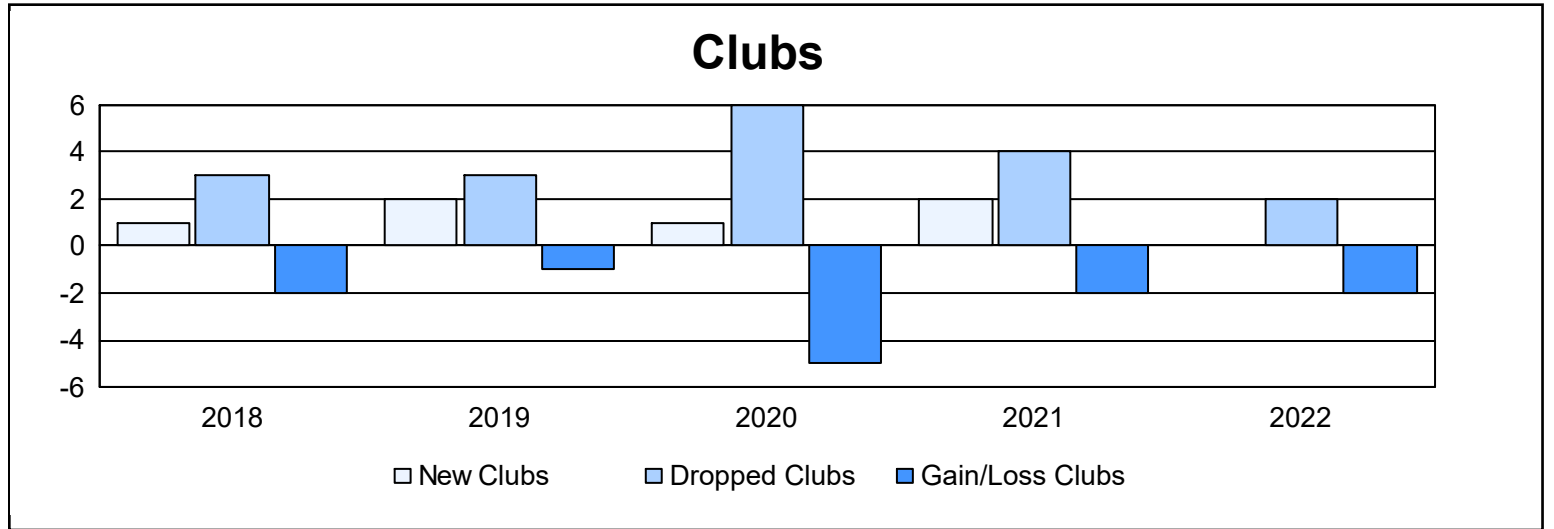
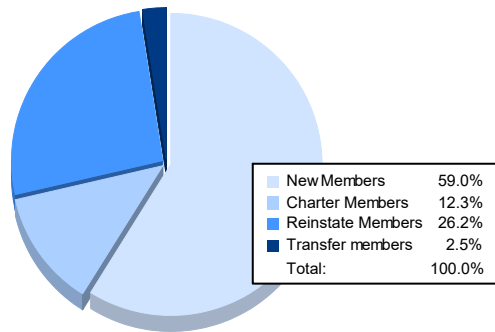


Year	New Clubs	Dropped Clubs	Gain/ Loss Clubs	New Members	Charter Members	Reinstate Members	Transfer Members	Total Member Added	Total Members Dropped	Gain/ Loss Members
2017-2018	1	3	-2	163	26	4	4	197	181	16
2018-2019	2	3	-1	100	54	10	4	168	158	10
2019-2020	1	6	-5	89	25	16	3	133	193	-60
2020-2021	2	4	-2	41	51	11	12	115	281	-166
2021-2022	0	2	-2	72	15	32	3	122	155	-33
<b>Average</b>	<b>1</b>	<b>4</b>	<b>-2</b>	<b>93</b>	<b>34</b>	<b>15</b>	<b>5</b>	<b>147</b>	<b>194</b>	<b>-47</b>



### Membership Composition June 2022 Cumulative



### Gender Composition June 2022 Cumulative

